

Biotinylated Human PD-1/PDCD1 Protein

Cat. No. PD1-HM401B

Description

Source	Recombinant Biotinylated Human PD-1/PDCD1 Protein is expressed from HEK293 with His tag and Avi tag at the C-Terminus. It contains Leu25-Gln167.
Accession	Q15116-1
Molecular Weight	The protein has a predicted MW of 18.9 kDa. Due to glycosylation, the protein migrates to 40-50 kDa based on Bis-Tris PAGE result.
Endotoxin	Less than 1EU per µg by the LAL method.
Purity	> 95% as determined by Bis-Tris PAGE > 95% as determined by HPLC

Formulation and Storage

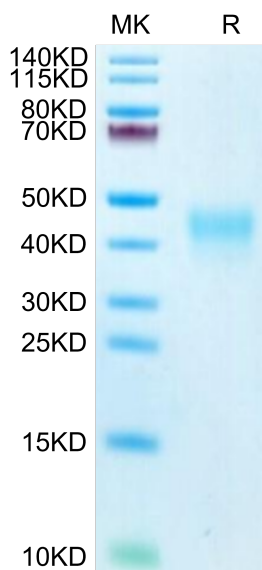
Formulation	Lyophilized from 0.22µm filtered solution in PBS (pH 7.4). Normally 8% trehalose is added as protectant before lyophilization.
Reconstitution	Centrifuge the tube before opening. Reconstituting to a concentration more than 100 µg/ml is recommended. Dissolve the lyophilized protein in distilled water.
Storage	-20 to -80°C for 12 months as supplied from date of receipt. -80°C for 3 months after reconstitution. Recommend to aliquot the protein into smaller quantities for optimal storage. Please minimize freeze-thaw cycles.

Background

Programmed cell death protein 1, also known as PD-1 and CD279, is a protein found on the surface of cells that has a role in regulating the immune system's response to the cells of the human body by down-regulating the immune system and promoting self tolerance by suppressing T cell inflammatory activity.

Assay Data

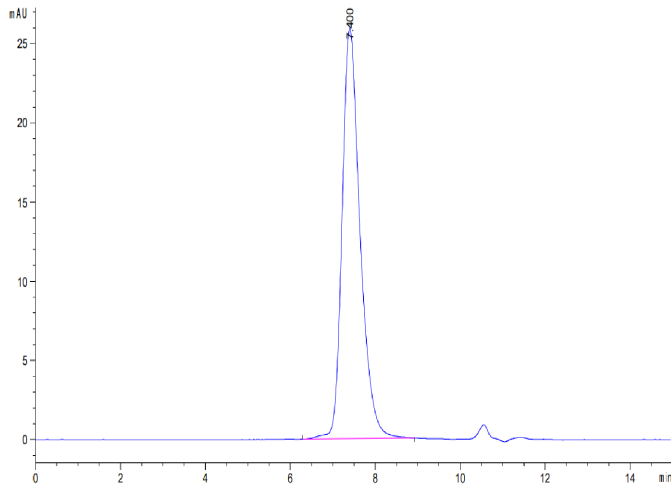
Bis-Tris PAGE



Biotinylated Human PD-1 on Bis-Tris PAGE under reduced. The purity is greater than 95%.

SEC-HPLC

Assay Data

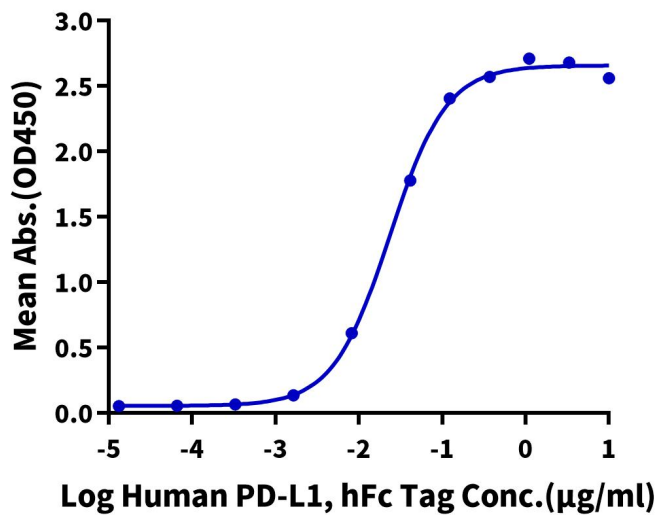


The purity of Biotinylated Human PD-1 is greater than 95% as determined by SEC-HPLC.

ELISA Data

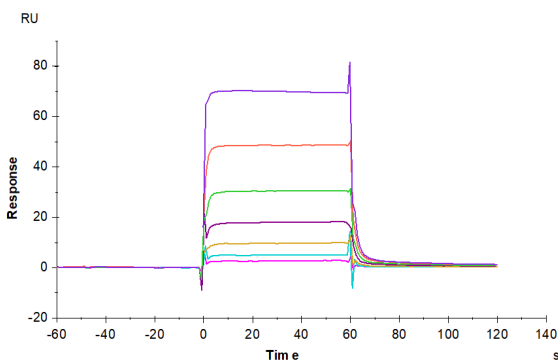
Biotinylated Human PD-1, His Tag ELISA

0.1µg Biotinylated Human PD-1, His Tag Per Well



Immobilized Biotinylated Human PD-1, His Tag at 1µg/ml (100µl/Well) on streptavidin (5µg/ml) precoated plate. Dose response curve for Human PD-L1, hFc Tag with the EC50 of 23.5ng/ml determined by ELISA (QC Test).

SPR Data



Human PD-L1, hFc Tag captured on CM5 Chip via Protein A can bind Biotinylated Human PD-1, His-Avi Tag with an affinity constant of 2.356 µM as determined in SPR assay (Biacore T200).